



UNIDRIVE M Overview

AC and Servo Drive Family for Manufacturing Automation



Unidrive M100
Unidrive M200
Unidrive M300
Unidrive M400
Unidrive M600
Unidrive M700
Unidrive M800

0.25 kW - 1.2 MW Heavy Duty
(0.33 hp - 1600 hp)
100 V | 200 V | 400 V | 575 V | 690 V



Control Techniques - a global leader in motor control and power conversion technology

As part of Emerson (NYSE: EMR), Control Techniques is a global leading manufacturer of motor control and power conversion technology for commercial and industrial applications. Our innovative products are used in the most demanding applications requiring performance, reliability and energy efficiency.

With Manufacturing and Engineering & Design facilities in Europe, the USA and Asia, our 93 subsidiary Drive Centers and resellers in 70 countries offer customers local technical sales, service and design expertise. Many also offer a comprehensive system design and build service.

Emerson - a legacy of performance

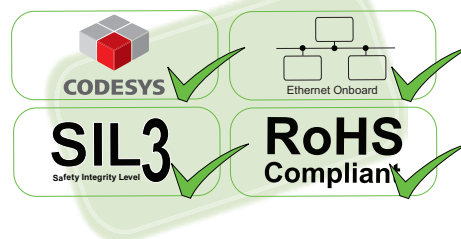
Emerson is a diversified global manufacturing and technology company, ranked number 120 in the 2012 Fortune 500® annual list of America's largest corporations. We offer a wide range of products and services in the industrial, commercial and consumer markets through our Process Management, Industrial Automation, Network Power, Climate Technologies and Commercial & Residential Solutions businesses. Recognized widely for our engineering capabilities and management excellence, Emerson has approximately 133,000 employees and 235 manufacturing locations worldwide.



The Unidrive M Manufacturing Automation drive family

Unidrive M – a Manufacturing Automation drive family that is tailored to customer needs

Unidrive M is designed specifically for Manufacturing Automation applications which is Control Techniques' traditional area of expertise. Led by the results of extensive customer-driven market research, we have tailored each Unidrive M model to specific application needs identified within Manufacturing Automation, taking customer choice to new heights. Unidrive M is evolving the future of Manufacturing Automation with the latest drive technology which includes over 30 patents pending; a global achievement combining Control Techniques' worldwide Engineering & Design resource and product testing processes.





Plastic production line

Unidrive M – the world’s most comprehensive class leading family of drives dedicated to Manufacturing Automation. Control Techniques’ exciting new Unidrive M offers the widest possible variety of functionality and solutions for motor control applications with a range of 0.25 kW to 1.2 MW.

Unidrive M delivers seven function-focused drive models, all with superior motor performance and an individual feature set to best match the customer’s application and system connectivity needs. Easily create faster, more productive systems, with reduced development time and countless possibilities within the Machine Automation industry.

Key family benefits include:

Customer choice taken to new heights


- Precise functionality to suit your needs – select from seven levels to optimize your time, design simplicity and investment
- Ultimate drive family for new customers – widest functionality, power choice and minimized dimensions for Manufacturing Automation applications

Intelligent Machine Architecture (IMA) – programmable control devices linked together through open standard Ethernet

- IMA enables the selection and easy integration of the world’s best products into your machine design
- Accelerated machine development and innovation through integrated industry standard CODESYS (IEC 61131-3) for motion and PLC programming

World leading drive performance

- Increased throughput – exceptional motor control using standard induction, permanent magnet, servo and linear motors in open or closed loop configuration for total design flexibility



Control Techniques' new Unidrive M family incorporates extensive feedback from hundreds of machine builders and end users in Asia, Europe and the Americas to create a unique range that enhances machine performance, reduces commissioning and diagnostic times, lowers machine costs and provides the flexibility for every application.

- Increased productivity through better machine control – onboard real-time Ethernet with hardware based Precision Time Protocol (IEEE 1588 V2) provides fast and flexible communications and synchronization

Ease of use

- Fast installation and start-up – intuitive keypads, software tools and easy cable management minimizes work
- Simple upgrade – fits existing mountings and cable connections, with trouble-free parameter transfer for existing Control Techniques' Unidrive SP and Commander SK users

Heavy Duty power range:

- Panel mount: 0.25 to 250 kW (0.33 to 400 hp)
- Modular range: Ratings up to 1.2 MW (1,600hp)

Voltage ranges:

- 100 V (100 V - 120 V \pm 10%)
- 200 V (200 V - 240 V \pm 10%)
- 400 V (380 V - 480 V \pm 10%)
- 575 V (500 V - 575 V \pm 10%)
- 690 V (500 V - 690 V \pm 10%)



Unidrive M scalable Manufacturing Automation drive family

Each Unidrive M model offers an incremental level of functionality, designed to solve more advanced application needs. The family is designed to provide exactly the right drive feature-set for each Manufacturing application, sharing a common software foundation and range of common click-in optional modules.

M100



Value drive with quality and performance for open loop applications

Page 12

M200



Flexible machine integration through communications
(Direct upgrade for Commander SK)

Page 13

M300



Enhance throughput with Machine Safety

Page 14

M400



Fast set-up and diagnosis with real-text display, plus integrated CODESYS based PLC

(Direct upgrade for Commander SK with LogicStick and extended power range)



CODESYS
Page 15

Up to 7.5 kW (10 hp)

Up to 22 kW (30 hp)

Up to 110 kW (150 hp)

Open loop vector or V/Hz induction motor control

Enhanced open loop Rotor Flux Control for induction motors (RFC-A)

M600



High performance drive for induction and sensorless permanent magnet motors



Page 16

M700



Class leading induction and permanent magnet servo motor performance, with real-time Ethernet
(Direct upgrade for Unidrive SP)



Page 18

M800



Ultimate performance through advanced onboard motion control



Page 20

Functionality,
Performance &
Flexibility

Up to 1.2 MW (1600 hp)

Open loop vector or V/Hz induction motor control

Enhanced open loop Rotor Flux Control for induction motors (RFC-A)

Open loop permanent magnet motor control (RFC-S)

Active Front End (AFE) power quality convertor

Closed loop Rotor Flux Control for induction motors (RFC-A)
(M600 requires SI-Encoder option)

Closed loop permanent magnet/servo motor control (RFC-S)

Unidrive M highlights

Performance control for every motor

Control Techniques' unique motor control algorithms combined with the latest microprocessor technology ensure that Unidrive M drives offer the highest stability and bandwidth for all industrial motor types. This enables you to maximize machine throughput in every application and with every motor; from standard AC induction motors to high dynamic linear motors and from energy saving permanent magnet motors to high performance servo motors.



Bottling line

Motor control options available include:

Control Mode	Control Strategy	Features	Applies to
Open loop vector or V/Hz induction motor control	Frequency Speed	Open loop motor control for induction motors. Easiest configuration. V/Hz can be used in multi-motor systems	All
Enhanced open loop Rotor Flux Control for induction motors (RFC-A)	Speed Torque	Vector algorithm utilizing closed loop current control to greatly enhance performance for all induction motor sizes	M200 - M800
New open loop permanent magnet motor control (RFC-S)	Speed Torque Position	Open loop motor control for permanent magnet motors utilizing closed loop current control. This mode offers good dynamic performance and enables more compact and higher efficiency motor technologies to be used This mode also supports simple positioning without the need for encoder position feedback	M600 - M800
Enhanced closed loop Rotor Flux Control for induction motors (RFC-A)	Speed Torque Position	Dynamic speed or position control of induction motors, supporting a wide range of feedback devices	M600 - M800
Enhanced closed loop permanent magnet/servo motor control (RFC-S)	Speed Torque Position	Closed loop control of high efficiency and servo permanent magnet motors supporting a wide range of feedback devices. This mode also supports the control of Synchronous Reluctance Motors	M700 - M800
Enhanced Active Front End (AFE) Power Quality Convertor	Regenerative	Active Front End (AFE) to return excess braking energy back onto the power line, reducing energy costs instead of dissipating this energy as heat. The AFE provides power factor control for power quality management and greatly reduces unwanted power harmonics	M600 - M800



Intelligent Machine Architecture - open automation systems

Unidrive M maximizes machine throughput. This is achieved through a synchronized high performance network of intelligent control devices, sensors and actuators, linked together through open standard Ethernet.

Open Ethernet networking

The Unidrive M family uses standard Ethernet for high performance automation and motion control. This network enables communications between drives, I/O, PCs and other automation components in a system.

IEC 61131-3 motion and automation programming

IEC 61131-3 is the international standard that specifies five programming languages optimized for use in automation equipment. Over recent years IEC 61131-3 has become widely used and is supported by the majority of automation vendors providing access to an enormous talent pool of engineers. The system is configured within the industry leading CODESYS software programming environment.



Fieldbus compliance

Using onboard functions and click-in System Integration (SI) option modules, Unidrive M offers connectivity to all common fieldbus communications such as PROFIBUS, DeviceNet, CANopen and EtherCAT. Our SI modules are certified by third parties to ensure full compliance with standards and trouble-free configuration and operation.

Onboard safety

Machine safety features enhance machine throughput while protecting people and assets, helping to meet SIL3 (Safety

Integrity Level 3). Different Unidrive M models offer alternative levels of integrated safety functions to suit various manufacturing needs, reducing external components and machine costs.

- Single Safe Torque Off (STO) inputs provide an easy entry level for safety integration
- Dual Safe Torque Off (STO) inputs provide enhanced safety functionality
- Advanced safety* to meet the IEC 61800-5-2 functional safety standard, covering numerous functions including STO, Safe Stop 1 and 2, Safe Limited Speed, Safe Limited Position

* Future release

Powerful and easy field service and upgrade

The Unidrive M family is designed to extend the field service life of previous generations of products. It also provides the easiest possible upgrade for OEM machine designs that currently use Control Techniques' Commander SK and Unidrive SP drives.

- Unidrive M200 and M400 provide a direct upgrade path from Commander SK
- As a variant of the Unidrive M700, M701 provides a direct upgrade path from Unidrive SP
- All variants of Unidrive M700 are able to take a Smartcard (parameter copying device) from Unidrive SP and import drive settings
- Unidrive M700 and M701 have the same control connector terminal layout as Unidrive SP
- An SM-Applications compatible option module is available for the Unidrive M700 range for SyPTPro programs
- Unidrive M enables easy retrofit as existing fixing points for Unidrive SP or Commander SK installations can be used with conversion plates available where required

Energy efficiency

Unidrive M is designed to enhance the energy efficiency of manufacturing machinery:

- Low losses, up to 98% efficient
- Low power standby mode. In some applications, drives can sit idle for significant periods; Unidrive M's reduced standby power saves energy
- Easy common DC bus configuration enables braking energy to be recycled within the drive system, reducing energy usage and eliminating external supply components
- Unidrive M supports sensorless (open loop) control of compact high efficiency permanent magnet motors



Highly efficient permanent magnet motors from Leroy Somer

Control Techniques matched servo motors

Control Techniques offer two ranges of AC brushless servo motors to match Manufacturing Automation application needs

Unimotor fm

Flexible high performance AC brushless servo motor
0.72 Nm – 136 Nm (408 Nm Peak)

Unimotor fm is a flexible high performance AC brushless servo motor range matched for use with Unidrive M. The motors are available in seven frame sizes with various mounting arrangements, motor lengths and a wide range of feedback options.

Unimotor hd

Compact servo motor for demanding applications
0.72 Nm - 85.0 Nm (255 Nm peak)

Unimotor hd is Control Techniques' high dynamic servo motor range, designed for maximum torque density. This brushless AC servo motor range provides an exceptionally compact, low inertia solution for applications where very high torque is required during rapid acceleration and deceleration profiles.



Control Techniques Unimotor hd high dynamic brushless AC servo motor range



Packaging application



Textile machine

Unidrive M is the embodiment of extensive market research into real customer needs and an innovative global engineering and design collaboration. This has embraced cutting edge modern development and testing methods, resulting in 30 patents pending ...and counting.

Unidrive M100 AC drive



Voltage ratings

100 V (100 V - 120 V \pm 10%)	✓
200 V (200 V - 240 V \pm 10%)	✓
400 V (380 V - 480 V \pm 10%)	✓
575 V (500 V - 575 V \pm 10%)	
690 V (500 V - 690 V \pm 10%)	

Control mode

Open loop vector or V/Hz induction motor control	✓
Open loop Rotor Flux Control for induction motors (RFC-A)	
Open loop permanent magnet motor control (RFC-S)	
Closed loop Rotor Flux Control for induction motors (RFC-A)	
Closed loop permanent magnet motor control (RFC-S)	
Active Front End (AFE) power quality convertor	

Value drive with quality and performance for open loop applications

M100 delivers an economical open loop drive for general Manufacturing Automation applications, with Control Techniques' proven quality and class leading motor operation.

Other Unidrive M100 benefits include:

Quick and easy to install and configure

- Simple and easy to read high brightness LED keypad as standard
- No unnecessary features
- 10 most commonly used parameters listed on front of drive

Reduce machine size and cost

- Compact drive dimensions, among the smallest in class at every power rating

Save energy

- Low losses up to 98% efficient
- Low power standby mode

Robust design for manufacturing environments

- Conformal coating supported through extensive environmental testing and certification

Typical applications:

- Frequency control for conveyors, fans, pumps and mixers

M101 variant

Provides a speed reference potentiometer keypad to enhance customer choice and ease of use

Key data

Heavy Duty rating:	0.25 – 7.5 kW (0.33 - 10 hp)
Supply phases:	Size 1 to 4: 110 V drives – 1 phase, 230 and 400 V drives - 1 or 3 phase

Standard features

Keypad:	M100: Fixed LED M101: Fixed LED with speed reference potentiometer
Parameter cloning via:	SD card

Options

Adaptor:	AI-Back-up Adaptor
----------	--------------------

Unidrive M200 AC drive



Voltage ratings

100 V (100 V - 120 V ± 10%)	✓
200 V (200 V - 240 V ± 10%)	✓
400 V (380 V - 480 V ± 10%)	✓
575 V (500 V - 575 V ± 10%)	✓
690 V (500 V - 690 V ± 10%)	

Control mode

Open loop vector or V/Hz induction motor control	✓
Open loop Rotor Flux Control for induction motors (RFC-A)	✓
Open loop permanent magnet motor control (RFC-S)	
Closed loop Rotor Flux Control for induction motors (RFC-A)	
Closed loop permanent magnet motor control (RFC-S)	
Active Front End (AFE) power quality convertor	

Flexible machine integration through communications

- M200 adds useful networking capability, additional I/O and improved motor control performance
- Easy upgrade for existing Commander SK users

M200 delivers substantial communication and application integration through optional RS485 plus a wide range of industry standard fieldbus and I/O SI modules. Enhances machine up-time and performance with its remote control monitoring and diagnostics possibilities.

Other Unidrive M200 benefits include:

Enhance up-time and system flexibility

- Reduce machine down-time through communications for remote diagnostics
- Application flexibility through configurable I/O
- Enhanced system integration through a selection of optional click-in Ethernet, fieldbus and additional I/O SI modules

Improved motor control

- Greatly enhanced performance through our RFC-A vector algorithm, utilizing closed loop current control

Typical applications:

- Speed control for conveyors, fans, positive displacement pumps and mixers, where their functions are controlled remotely via fieldbus or Ethernet communications

M201 variant

Provides a speed reference potentiometer keypad to enhance customer choice and ease of use

Key data

Heavy Duty rating:

0.25 - 22 kW (0.33 - 30 hp)

Supply phases:

Size 1 to 4: 110 V drives – 1 phase, 230 and 400 V drives - 1 or 3 phase
Size 5 upwards: 3 phase

Standard features

Keypad:

M200: Fixed LED
M201: Fixed LED with speed reference potentiometer

Option slots:

1 (Size 2 and above)

Parameter cloning via:

PC tools, SD card

Options

Keypad:

Remote mountable plain text multi-language LCD (and adaptor plate)

SI Modules:

Communications, additional I/O

Adaptors:

AI-Back-up Adaptor & AI-485 Adaptor

Unidrive M300 AC drive



Voltage ratings

100 V (100 V - 120 V ± 10%)	✓
200 V (200 V - 240 V ± 10%)	✓
400 V (380 V - 480 V ± 10%)	✓
575 V (500 V - 575 V ± 10%)	✓
690 V (500 V - 690 V ± 10%)	

Control mode

Open loop vector or V/Hz induction motor control	✓
Open loop Rotor Flux Control for induction motors (RFC-A)	✓
Open loop permanent magnet motor control (RFC-S)	
Closed loop Rotor Flux Control for induction motors (RFC-A)	
Closed loop permanent magnet motor control (RFC-S)	
Active Front End (AFE) power quality convertor	

Enhance throughput with Machine Safety

- M300 adds integrated Machine Safety

M300 helps machine builders maximize up-time and meet modern functional safety standards. Dual onboard Safe Torque Off (STO) inputs offer easy SIL3 conformity and reduce the need for external components, minimizing overall machine dimensions and costs.

Other Unidrive M300 benefits include:

Enhance productivity through integration with the automation system and reduce machine downtime

- Optional RS485 and a wide range of fieldbus communication SI modules allow remote control and diagnostics with different networks
- Flexible I/O

Quick and easy to install and configure

- Simple fixed LED keypad as standard
- 10 most commonly used parameters listed on front of drive

Reduce machine size and cost

- Compact drive dimensions, among the smallest in class at every power rating

Save energy

- Low losses up to 98% efficient
- Low power standby mode

Typical applications:

- Speed control for material transport, cutting, woodworking, machine tools; where protection to people or assets is required

Key data

Heavy Duty rating:	0.25 - 22 kW (0.33 - 30 hp)
Supply phases:	Size 1 to 4: 110 V drives – 1 phase, 230 and 400 V drives - 1 or 3 phase Size 5 upwards: 3 phase

Standard features

Machine safety:	2 x Safe Torque Off terminals
Keypad:	Fixed LED
Option slots:	1 (Size 2 and above)
Parameter cloning via:	PC tools, SD card

Options

Keypad:	Remote mountable plain text multi-language LCD
SI Modules:	Communications, additional I/O, advanced safety
Adaptors:	AI-Back-up Adaptor & AI-485 Adaptor

Unidrive M400 AC drive



Voltage ratings	
100 V (100 V - 120 V ± 10%)	✓
200 V (200 V - 240 V ± 10%)	✓
400 V (380 V - 480 V ± 10%)	✓
575 V (500 V - 575 V ± 10%)	✓
690 V (500 V - 690 V ± 10%)	✓

Control mode	
Open loop vector or V/Hz induction motor control	✓
Open loop Rotor Flux Control for induction motors (RFC-A)	✓
Open loop permanent magnet motor control (RFC-S)	
Closed loop Rotor Flux Control for induction motors (RFC-A)	
Closed loop permanent magnet motor control (RFC-S)	
Active Front End (AFE) power quality convertor	

Fast set-up and diagnosis with real-text display, plus integrated CODESYS based PLC

- M400 adds an optional enhanced LCD keypad, precise frequency following and onboard Programmable Logic Control (PLC)
- Easy upgrade for existing Commander SK users with LogicStick



M400 minimizes machine downtime with its optional intuitive advanced LCD keypad which offers real-text multi-language display for rapid set-up and superior diagnostics. Onboard CODESYS based PLC with a real-time task can be used for simple logic control to enhance drive application capability.

Other Unidrive M400 benefits include:

Maximize throughput while protecting people and machinery, and easily meet machine safety requirements

- Dual STO for safety system integration , eliminating external components

Enhance productivity through integration with the automation system and reduce machine downtime

- Optional RS485 and a wide range of fieldbus communication SI modules allow remote control and diagnostics across different networks
- I/O can be configured to accept an encoder or frequency/direction inputs for frequency following

Reduce machine size and cost

- Compact drive dimensions, among the smallest in class at every power rating
- Enhanced functionality with onboard PLC programming provides a low cost solution, minimizing additional equipment such as PLCs, safety contactors etc

Save energy

- Low losses up to 98% efficient and low power standby mode

Typical applications:

- Speed control for conveyors, positive displacement pumps, material transport, cutting, woodworking, where fast diagnostics are required

Key data

Heavy Duty rating:
Supply phases:

0.25 - 110 kW (0.33 - 150 hp)
Size 1 to 4: 110 V drives – 1 phase, 230 and 400 V drives - 1 or 3 phase. Size 5 upwards: 3 phase

Standard features

Intelligence:
Feedback:
Machine safety:
Keypad:
Option slots:
Parameter cloning via:

Onboard PLC
Encoder input – Speed follower
2 x Safe Torque Off terminals
No keypad as standard
1 (Size 2 and above)
PC tools, SD card

Options

Keypad:

Removable plain text multi-language LCD
Remote mountable plain text multi-language LCD
Communications, additional I/O, feedback , advanced safety
AI-Back-up Adaptor & AI-485 Adaptor

SI Modules:

Adaptors:

Unidrive M600 AC drive



High performance drive for induction and sensorless permanent magnet motors

- M600 adds enhanced motor control, higher performance onboard PLC with CODESYS programming and greater system expansion capability

M600 delivers increased machine performance with sensorless induction and sensorless permanent magnet motor control, for dynamic and efficient machine operation. An optional encoder port can be used for precise closed loop velocity applications and digital lock/frequency following. Additional I/O, global fieldbus communications and encoder feedback options maximize system connectivity and flexibility.



Other Unidrive M600 benefits include:

Enhanced onboard PLC

- Onboard CODESYS based PLC with a real-time task can be used for basic logic control, speed following and digital lock to enhance drive application capability

Maximize productivity with high performance control with all AC motors

- Advanced RFC control algorithm for maximum stability and control, especially with high power motors
- High bandwidth motor control algorithm with 62.5 μ s current loop update rates
- 200% motor overload for heavy industrial machinery applications

Save energy

- High performance control of open loop energy efficient industrial permanent magnet motors, with dynamic control and high starting torque
- Low losses up to 98% efficient
- Low power standby mode

Reduce machine size and cost

- Compact drive dimensions, among the smallest in class at every power rating
- Onboard programmable automation for simple applications

Flexible integration with automation systems

- Fit up to three SI modules to add speed feedback, I/O and fieldbus communications

Easy-to-use interface

- Optional plain text LCD keypad

Typical applications:

- Speed control with high starting torque for extruders, slitters, material transport, compressors, manufacturing cranes, hydraulic replacement, ratio control, gearing, winding (coilers), web handling, metal cutting



Winder on a metal processing line

Key data

Heavy Duty rating: 0.37 kW – 1.2 MW (0.5 - 1600 hp)

Supply phases: 3 phase

Standard features

Intelligence: Onboard PLC and Digital Lock Control

Onboard comms: RS485

Machine safety: 1 x Safe Torque Off (STO) terminal

Keypad: No keypad as standard

Option slots: 3

Parameter cloning via: PC tools, Smartcard, SD card

Options

Keypad: Advanced plain text multi-language LCD with or without real-time clock

Remote mountable plain text multi-language LCD
Communications, additional I/O, speed feedback and additional safety

SI Modules:

Adaptor:

SD-Smartcard Adaptor

Voltage ratings	
100 V (100 V - 120 V ± 10%)	
200 V (200 V - 240 V ± 10%)	✓
400 V (380 V - 480 V ± 10%)	✓
575 V (500 V - 575 V ± 10%)	✓
690 V (500 V - 690 V ± 10%)	✓

Control mode	
Open loop vector or V/Hz induction motor control	✓
Open loop Rotor Flux Control for induction motors (RFC-A)	✓
Open loop permanent magnet motor control (RFC-S)	✓
Closed loop Rotor Flux Control for induction motors (RFC-A)	Opt
Closed loop permanent magnet motor control (RFC-S)	
Active Front End (AFE) power quality convertor	✓

Unidrive M700 AC drive

Class leading induction and servo permanent magnet motor performance, with real-time Ethernet

- M700 adds onboard Ethernet, comprehensive position feedback and high performance control of dynamic permanent magnet servo motors
- Fully compatible upgrade for existing Unidrive SP users

M700 delivers maximum machine throughput through greater control with single and multi-axis network synchronization. Onboard real-time Ethernet (IEEE 1588 V2), advanced motion control and high speed I/O for position capture enables machine builders to easily create more sophisticated and flexible machines.

Other Unidrive M700 benefits include:

Maximize machine productivity through integration with centralized control systems

- Ethernet IEEE 1588 V2 hardware implementation for maximum synchronization accuracy
- Integrated dual port Ethernet switch for easy connectivity
- Up to three SI modules to add position feedback, I/O and fieldbus communications

Maximize machine productivity through shaft performance with any motor technology

- High bandwidth motor control algorithm for open and closed loop induction, synchronous reluctance and PM servo motors with up to 3,300 Hz current loop bandwidth and 250 Hz speed loop bandwidth
- Flexible feedback from robust resolvers to high resolution encoders

Flexible universal encoder port

Increase flexibility and reduce system costs through simultaneously connecting up to three* high performance encoder channels as standard. As an example, the drive can interface with a feedback encoder, reference encoder and provide a simulated encoder output without the need for additional option modules.

- Two universal encoder input channels
 - Support for standard incremental and SinCos encoders, including those with absolute commutation signals
 - Support for communications based encoders with up to 4 Mb rate and line compensation to support long cable lengths of up to 100m
 - Support includes BISS C, EnDat 2.2, HIPERFACE and SSI
 - Support for Resolver for feedback in harsh environments
- One simulated encoder output
 - Position reference for CAMs, digital lock and electronic gearbox applications
 - Implemented through hardware to maximize performance

*The functionality is dependent upon the encoder types being used



Onboard PLC and Advanced Motion Controller

Simple onboard CODESYS based PLC with a real-time task for interfacing with the drives 1.5 axis Advanced Motion Controller. Key features include:

- 250 µs cycle time
- Motion profile generator
- Electronic gearbox
- Interpolated CAM
- Homing function
- High speed position freeze



Typical applications:

- Speed and position control for gearing and ratio control, winding (coilers), web handling, metal cutting, flying shear, rotary knife, test stands, printing, packaging machines, textiles, woodworking, tire manufacturing

Select the M700 feature-set for your application

To even more closely match customer needs, the M700 offers the following 3 variants:

M700 - Ethernet



Onboard real-time Ethernet is included on the standard M700, with 1 x Safe Torque Off (STO) and both analog and digital I/O, making it an incredibly versatile high performance AC drive.

M701 - Unidrive SP replacement



Designed to match Control Techniques' highly popular Unidrive SP feature-set. This includes RS485 communications, 1 x STO, analog and digital I/O, identical control connectors, with Unidrive SP Smartcard parameter sets supported to make upgrading to Unidrive M as simple as possible.

M702 - Safety Enhanced



The safety enhanced M700 has 2 x STO, onboard real-time Ethernet and digital I/O; where easy integration with modern control and safety systems is paramount.

Key data

Heavy Duty rating:	0.37 kW – 1.2 MW (0.5 - 1600 hp)
Supply phases:	3 phase
Standard features	
Intelligence:	Onboard PLC and Advanced Motion Controller
Onboard comms:	M700 & M702 – Ethernet, M701 – RS485
Feedback:	2 x Encoder inputs 1 x Simulated encoder output
Machine safety:	M700 & M701 - 1 x Safe Torque Off (STO) terminal M702 – 2 x STO terminals
Keypad:	No keypad as standard
Option slots:	3
Parameter cloning via:	PC tools, Smartcard, SD card
Options	
Keypad:	Advanced plain text multi-language LCD with or without real-time clock Remote mountable plain text multi-language LCD
SI Modules:	Communications, additional I/O, position feedback, legacy SYPT applications, advanced machine control processing (with or without Ethernet) and additional safety
Adaptor:	SD-Smartcard Adaptor

Voltage ratings	
100 V (100 V - 120 V ± 10%)	
200 V (200 V - 240 V ± 10%)	✓
400 V (380 V - 480 V ± 10%)	✓
575 V (500 V - 575 V ± 10%)	✓
690 V (500 V - 690 V ± 10%)	✓

Control mode	
Open loop vector or V/Hz induction motor control	✓
Open loop Rotor Flux Control for induction motors (RFC-A)	✓
Open loop permanent magnet motor control (RFC-S)	✓
Closed loop Rotor Flux Control for induction motors (RFC-A)	✓
Closed loop permanent magnet motor control (RFC-S)	✓
Active Front End (AFE) power quality convertor	✓

Unidrive M800 AC drive



Ultimate performance through advanced onboard motion control

- M800 adds a powerful second micro processor onboard for high performance CODESYS based machine control

M800 delivers our most powerful advanced onboard motion control, real-time drive-to-drive synchronization, high speed digital I/O and integrated safety features, greatly reducing the need for expensive external components. Comprehensive application programs are intuitively written using the industry standard CODESYS environment to build highly flexible and productive machines quickly.



Other Unidrive M800 benefits include:

Ultimate machine productivity through powerful networked, onboard automation and motion control

- Onboard MCi co-processor based machine controller, capable of controlling the overall machine
- MCi machine controller configured using industry standard IEC 61131-3 programming languages within the CODESYS programming environment
- Additional MCi click-in modules can be added for multi-processing, giving even greater machine control capability
- Achieve performance without effort through access to a comprehensive library of drive and machine control function blocks and applications

Ethernet communications with IEEE 1588 V2 network synchronization

- IEEE 1588 V2 hardware implementation for maximum synchronization accuracy
- Integrated dual port switch for easy connectivity
- Integration with external I/O and control of non-intelligent drives

Maximize machine productivity through shaft performance with any motor technology

- High bandwidth motor control algorithm, including servo control with up to 3,300 Hz current loop bandwidth and 250 Hz speed loop bandwidth
- Flexible three channel encoder port, for feedback encoder, reference encoder and a simulated encoder output. Encoder inputs are able to accept a wide range of feedback devices, from robust resolvers to high resolution SinCos encoders.

Maximize throughput while protecting people and machinery, meeting modern machine safety requirements

- Dual STO for integration with safety systems and elimination of external components
- Advanced safety* to meet the IEC 61800-5-2 functional safety standard, covering numerous functions including STO, Safe Stop 1 and 2, Safe Limited Speed, Safe Limited Position etc

*Future release

Typical applications:

- Speed and position control with onboard application software for gearing and ratio control, winding (coilers), web handling, metal cutting, flying shear, rotary knife, test stands, printing, packaging machines, textiles, woodworking, tire manufacturing

Scalable machine control

M800 - Integrated MCi200 machine controller and Ethernet networking



The M800 offers powerful CODESYS programming and Ethernet communications capability through the drive's integrated network interface. M800 is ideal for applications requiring machine axis control and high speed interfacing with other control devices such as PLCs, I/O and HMIs.

M810 - Integrated MCi210 machine controller offering dual Ethernet networking



The M810 offers the same high performance CODESYS programming capability as the M800, but with the addition of a dual port switched Ethernet interface directly on the CODESYS microprocessor board, plus increased program memory. This greatly extends the machinery control performance through increasing the data throughput capability; it also enables simultaneous connectivity to two separate Ethernet networks.



Wire machine

Key data

Heavy Duty rating:	0.37 kW – 1.2 MW (0.5 - 1600 hp)
Supply phases:	3 phase
Standard features	
Intelligence:	M800 - Onboard MCi200 Machine Controller M810 - Onboard MCi210 Machine Controller
Onboard comms:	Ethernet
Feedback:	2 x Encoder inputs 1 x Simulated encoder output
Machine safety:	2 x Safe Torque Off (STO) terminals
Keypad:	No keypad as standard
Option slots:	2
Parameter cloning via:	PC tools, Smartcard, SD card
Options	
Keypad:	Advanced plain text multi-language LCD with or without real-time clock Remote mountable plain text multi-language LCD
SI Modules:	Communications, additional I/O, position feedback, additional machine control processing (with or without Ethernet) and additional safety
Adaptor:	SD-Smartcard Adaptor
















Voltage ratings	
100 V (100 V - 120 V ± 10%)	
200 V (200 V - 240 V ± 10%)	✓
400 V (380 V - 480 V ± 10%)	✓
575 V (500 V - 575 V ± 10%)	✓
690 V (500 V - 690 V ± 10%)	✓

Control mode	
Open loop vector or V/Hz induction motor control	✓
Open loop Rotor Flux Control for induction motors (RFC-A)	✓
Open loop permanent magnet motor control (RFC-S)	✓
Closed loop Rotor Flux Control for induction motors (RFC-A)	✓
Closed loop permanent magnet motor control (RFC-S)	✓
Active Front End (AFE) power quality convertor	✓

Integrate, automate, communicate with Unidrive M options

Unidrive M drives support a wide range of optional click-in System Integration (SI) modules that allow them to integrate seamlessly with existing Manufacturing Automation systems and other vendor supplied equipment. These include communications, I/O, feedback devices, enhanced safety features and onboard PLCs.

Control Techniques' high performance drives use a high speed parallel bus between the drive and SI modules which removes delays, improving the drive's reaction time. Communications interfaces are independently certified for conformance with the relevant standards to ensure performance and interoperability.

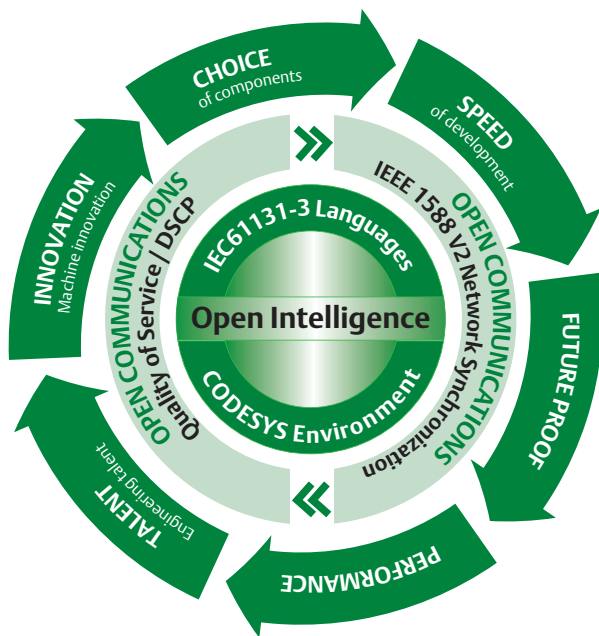
Option		Description	
System Integration Modules			
SI-Encoder		Incremental encoder input interface module. Provides Closed loop Rotor Flux Control for induction motors (RFC-A) on M600	
SI-PROFIBUS		PROFIBUS interface module	
SI-DeviceNet		DeviceNet interface module	
SI-CANopen		CANopen interface module supporting various profiles, including several drive profiles	
SI-Ethernet		External Ethernet module that supports PROFINET RT, EtherNet/IP and Modbus TCP/IP and has an integrated web server that can generate emails. The module can be used to provide high speed drive access, global connectivity and integration with IT network technologies, such as wireless networking.	
SI-EtherCAT		EtherCAT interface module	
SI-Applications (Unidrive SP Synt option)		An SM-Applications compatible module, which allows existing SYPTPro application programs to be re-compiled for Unidrive M700	
MCi200		System integration module that provides a second processor, allowing advanced machine control using industry standard CODESYS programming environment	
MCi210		System integration module that provides a second processor, allowing advanced machine control using industry standard CODESYS programming environment. Also it has additional memory and a dual port switched Ethernet interface directly on the CODESYS processor, extending machinery control performance and enables the M700 and M800 to have simultaneous connectivity to 2 separate Ethernet networks	
SI-I/O		Extended I/O interface module to increase the number of I/O points on a drive	
SI-Safety		Safety module that provides an intelligent, programmable solution to meet the IEC 61800-5-2 functional safety standard	
Drive interface units			
AI-Back-up Adaptor		Port adaptor that allows the drive to use an SD card for parameter cloning, and an input for 24 V back-up	
SD-Smartcard Adaptor		Conversion device that allows an SD card to be inserted into the Smartcard slot, for parameter cloning	
AI-485 Adaptor		Port adaptor that allows the drive to communicate via RS485	
Other hardware			
Remote I/O		Flexible I/O system for remote connectivity	



	Type	Applicable to						
		M100	M200	M300	M400	M600	M700	M800
	Feedback					•	•	•
	Communications		•	•	•	•	•	•
			•	•	•	•	•	•
			•	•	•	•	•	•
			•	•	•	•	•	•
			•	•	•	•	•	•
	Applications						•	
							•	•
							•	•
	Additional I/O		•	•	•	•	•	•
	Safety			•	•	•	•	•
	Back-up	•	•	•	•			
						•	•	•
	Communications		•	•	•			
	External additional I/O						•	•



Intelligent Machine Architecture – Open technology, exceptional performance



Control Techniques Intelligent Machine Architecture is an open approach to automation, designed to maximize machine throughput. This is achieved through a synchronized high performance network of intelligent control devices, sensors and actuators, linked together through open and globally available, industry standard Ethernet. Open standards provide significant benefits to machine builders and OEMs:

- Choice to select the 'best-in-class' for every machine component
- Familiarity with standards accelerates machine development and innovation
- Broad acceptance of open standards makes it easier to recruit skilled engineering staff with the required expertise

How is Intelligent Machine Architecture different?


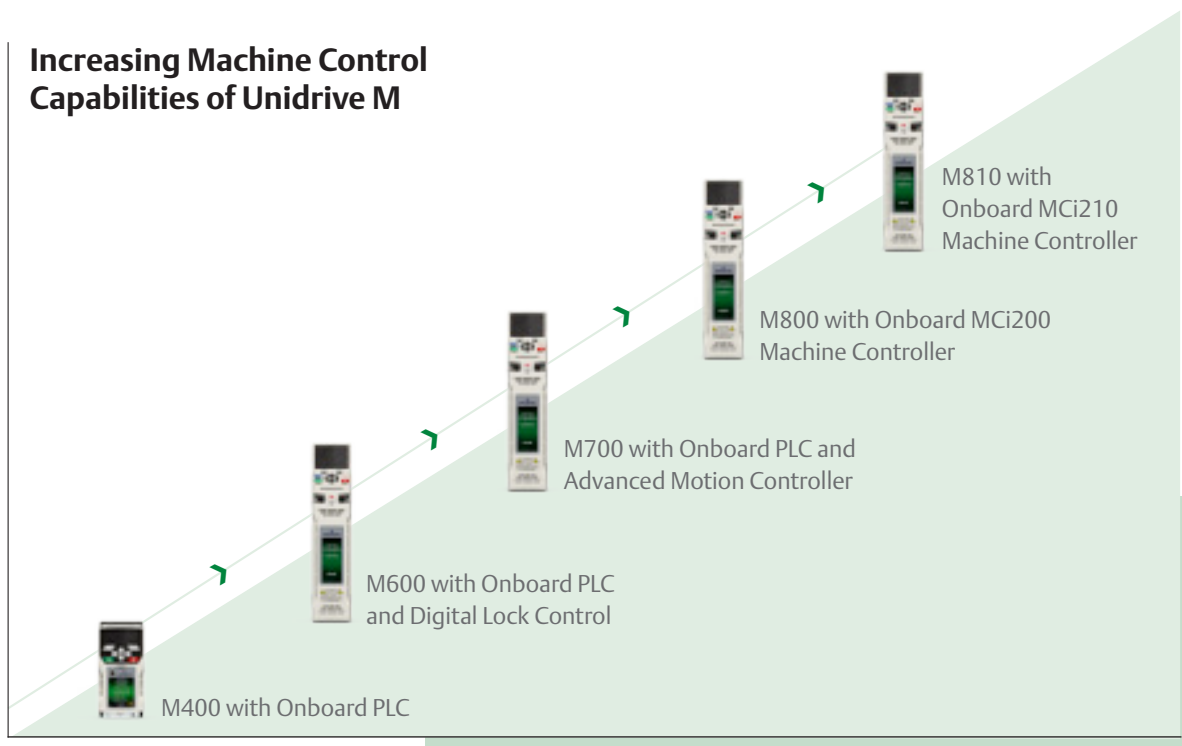
- Standard networking hardware - no limits on integration possibilities
- Performance without effort - ease of use is prioritized with high level software tools that are proven to speed up the machine development and maximize machine performance
- Increased network efficiency - intelligence is networked and not centralized, removing traffic bottlenecks
- Inclusive networking - support for PROFINET, EtherNet/IP and Modbus TCP/IP allows interaction with the widest range of automation equipment from a global pool of automation providers
- Only leading technologies - Intelligent Machine Architecture is based on feedback from customers and adopts only the leading open standards throughout

IEC 61131-3 motion and automation programming

Unidrive M offers the choice to integrate machine control functionality within the drive:

- Simple onboard CODESYS based PLC
- Advanced 1.5 axis Motion Controller, key features include:
 - ⇒ 250 µs cycle time
 - ⇒ Motion profile generator
 - ⇒ Electronic gearbox
 - ⇒ Interpolated CAM
 - ⇒ Homing function
 - ⇒ High speed position freeze
- High performance MCI200 and MCI210 Machine Control modules for extra control performance

Increasing Machine Control Capabilities of Unidrive M



Machine Control Studio - Powered by CODESYS

Control Techniques Machine Control Studio provides a flexible and intuitive environment for programming Unidrive M's new automation and motion control features. The new software offers programming for:

- Unidrive M400, M600 and M700's onboard PLC
- Unidrive M800 and M810 with integrated machine control
- High performance MCi200 and MCi210 Machine Control modules
- Ethernet network data configurations

Machine Control Studio is powered by CODESYS, the leading open software for programmable machine control. The programming environment is fully IEC 61131-3 compliant, meaning that it is familiar and therefore fast and easy to use for control engineers around the world.




The following IEC 61131-3 programming languages are supported:

- Structured Text (ST)
- Function Block Diagram (FBD)
- Structured Function Chart (SFC)
- Ladder Diagram (LD)
- Instruction List (IL)

Also supported:

- Continuous Function Chart (CFC)

Intuitive IntelliSense functionality helps to write consistent and robust programming, speeding up software development. Programmers have access to a vibrant open-source community for function blocks. Control Techniques also provides support for customers' own function block libraries, with on-line monitoring of program variables with user defined watch windows and help for on-line change of program, in line with current PLC practice.



Transformer core cutting line

Open, Efficient, Synchronized Ethernet

Control Techniques Intelligent Machine Architecture uses standard Ethernet to connect the machine controller parts and other devices such as PCs, I/O and HMIs together. Ethernet provides machine builders and manufacturers with real benefits:

- Maximize machine productivity through high performance deterministic Ethernet, suitable for complete Machine Automation and demanding synchronized motion functions
- Access future developments in IT based industries where billions of nodes are installed, future proofing your investments
- Access to a massive choice of network monitoring and diagnostics tools

Through advances in Ethernet technology, standard Ethernet hardware now delivers the highest levels of machine performance in industrial networking. For communication between drives, PCs,

I/O and other devices, Unidrive M uses open protocols such as TCP/IP and UDP, delivering exceptional performance:

- Network synchronization of less than 1 μ s (typically <200 ns)
- 250 μ s cycle time for the most demanding motion applications
- Virtually unlimited node count
- Bandwidth protection through a network gateway that manages none real-time Ethernet messages
- Master/follower and peer-to-peer communications capabilities




Network synchronization

Network synchronization is a common requirement across many industries including industrial automation, entertainment, telecommunications and power generation. This requirement led to the development of the Precision Time Protocol (PTP) standard which provides a mechanism for precisely synchronizing clocks across all PTP capable nodes in an Ethernet network. PTP is defined by the international standard IEEE 1588 V2.

The wide range of applications for PTP has driven demand for chip manufacturers to provide network controllers that economically support this protocol. This has led to a massive and increasing choice of networking products that cost-effectively integrate PTP, including industrial Ethernet switches and I/O. Unidrive M integrates PTP onboard the drive within a dual port Ethernet switch enabling high precision synchronization across the Ethernet network.

IEEE 1588 V2 clock explanation

IEEE 1588 V2 distributed clocks are used to automatically synchronize the position, speed and current loops across all drives.



Traffic management

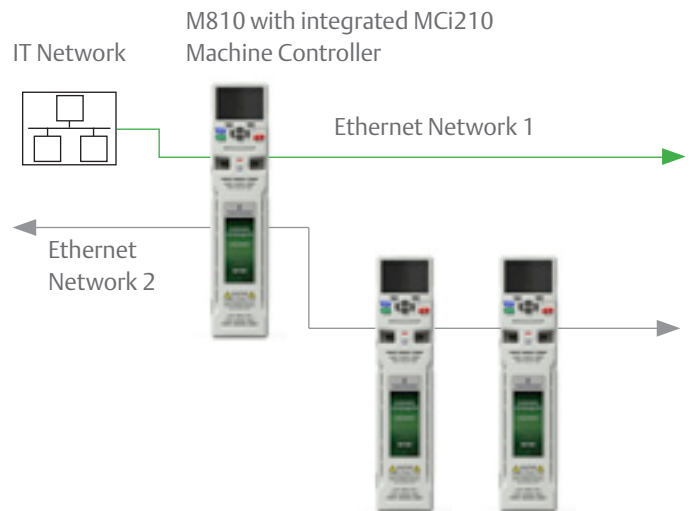
Manage non-critical network traffic through a network gateway

Unidrive M integrates a network gateway feature within the drive's dual port switch. This uses standards called Differentiated Services Code Point (DSCP) and Quality of Service (QoS) to protect network bandwidth by eliminating or delaying noncritical messages from outside the control network.

Eliminate non-critical network traffic through segregated networks

Unidrive M enables segregated Ethernet networks, enabling the control network to be totally protected from external traffic.

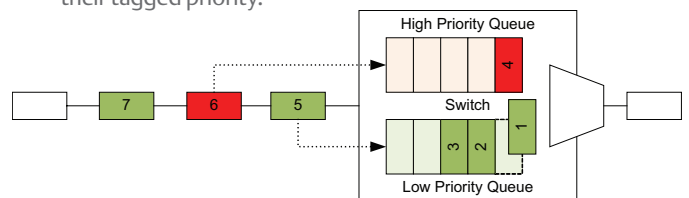
Segregated Ethernet networks



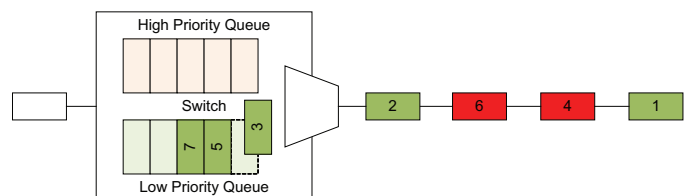
Minimising latency

Quality of Service (QoS)

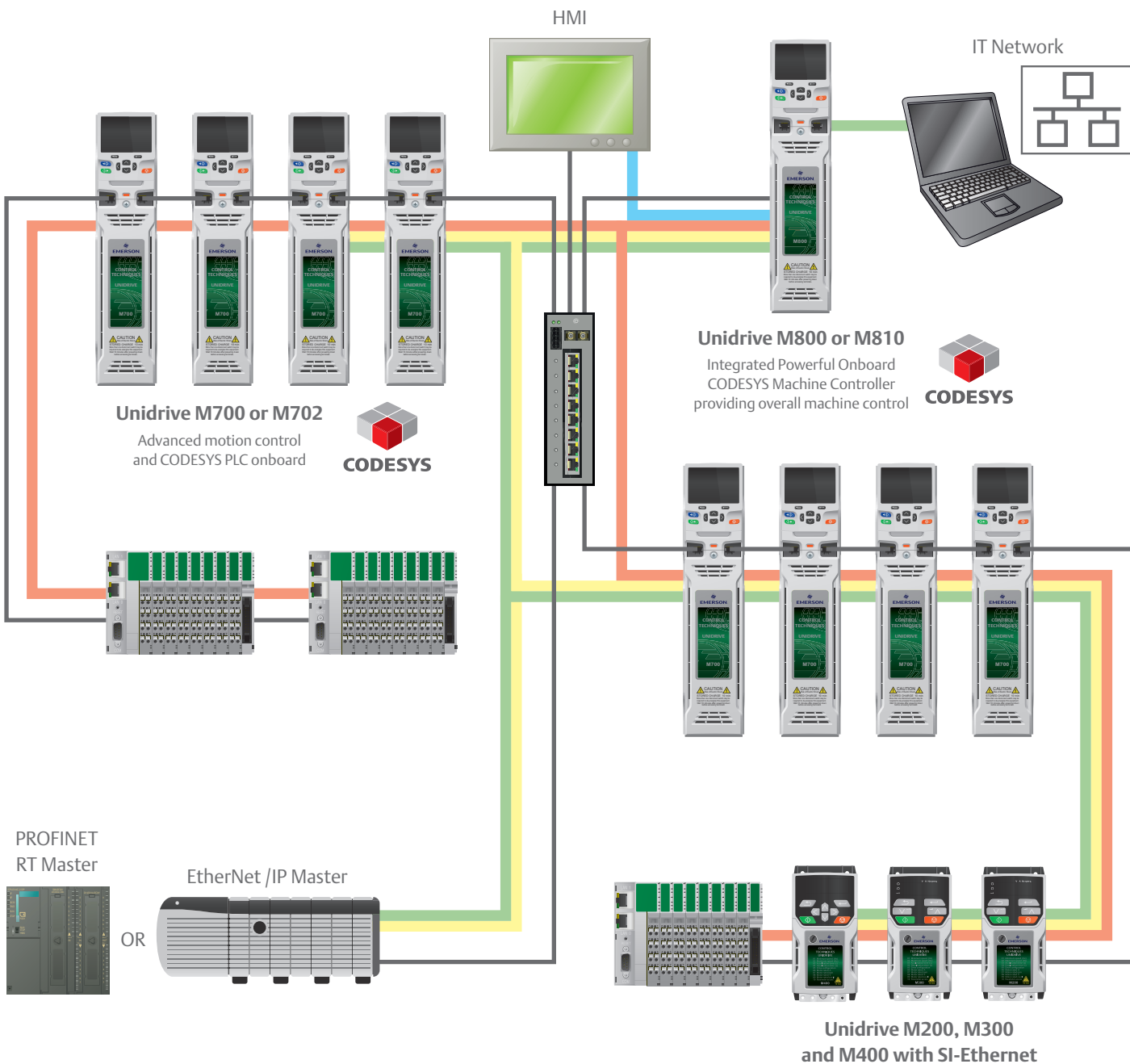
- Provides a method of prioritising time-critical messages.
- Messages entering the switch are placed in queues based on their tagged priority.



- Messages leaving the switch are taken from the higher priority queues first, allowing high priority frames to jump ahead of low priority frames.



Unidrive M Flexible Ethernet Communications



- Cable connections
- Synchronised communications using IEEE 1588 V2 PTP
- Profinet RT or Ethernet I/P communications
- Modbus TCP/IP communications
- IT communications - Managed using QoS to ensure network reliability

System Integration (SI) option modules allow additional connectivity with EtherCAT, PROFIBUS, DeviceNet CANopen and I/O. Plus connectivity to legacy CNet system











Unidrive M's onboard real-time Ethernet (using IEEE 1588 V2) provides improved machine control with fast and flexible communications. Synchronization can be achieved across the network below 1 μ s, with update rates as low as 250 μ s with a virtually unlimited node count.

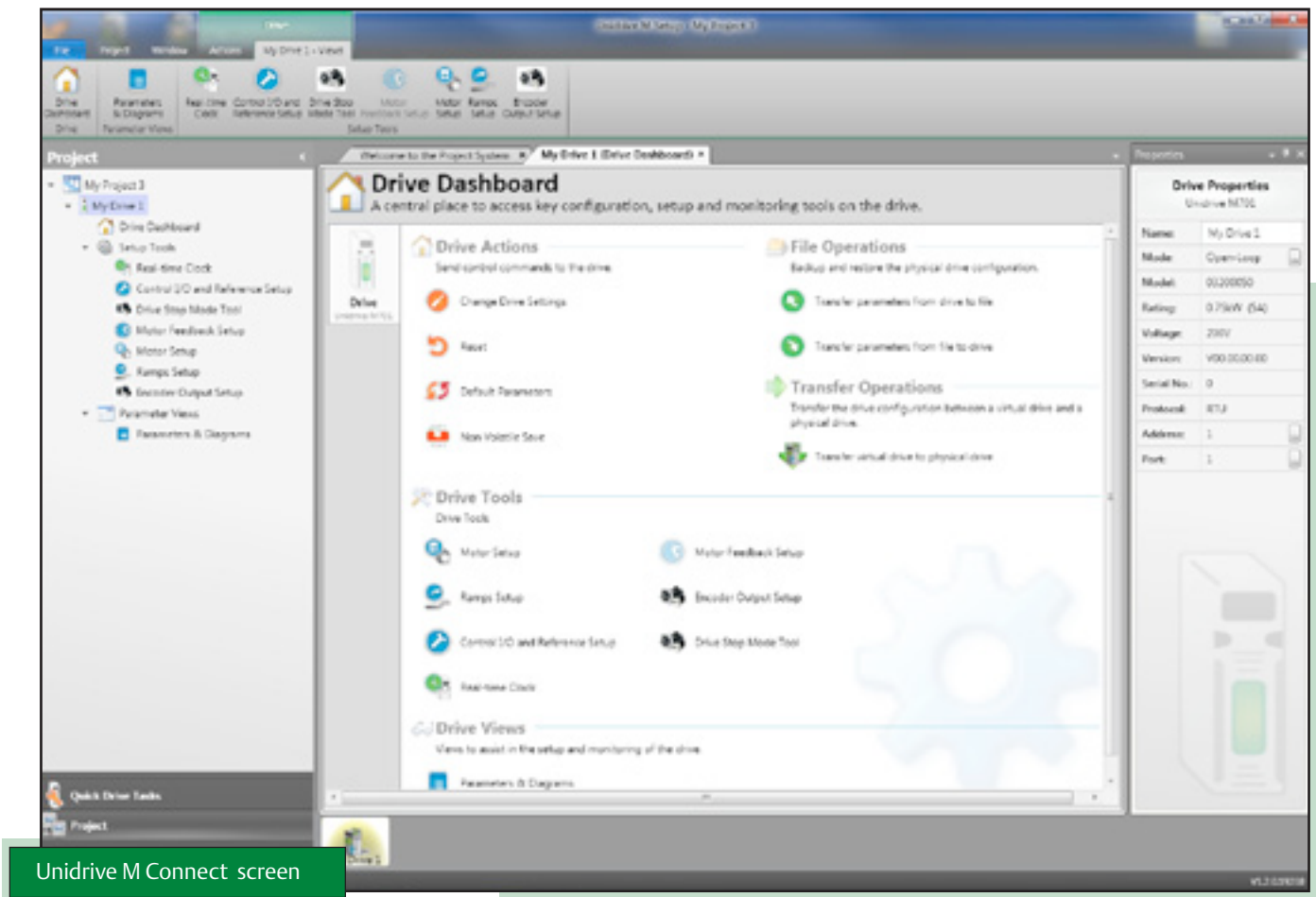
Unidrive M set-up, configuration and monitoring

Unidrive M is quick and easy to set-up. The drives may be configured using a selection of keypads, SD or Smartcard or the supplied commissioning software that guides the user through the configuration process.

User interface options

Unidrive M benefits from a number of keypad choices to meet your application needs:

Type		Benefit	M100	M200	M300	M400	M600	M700	M800
Fixed LED keypad		Simple LED keypad fitted as standard for quick and easy commissioning and use	•	•	•				
Fixed LED keypad with speed reference potentiometer		Simple LED keypad with user friendly speed reference potentiometer for quick and easy commissioning and use	M101	M201					
CI-Keypad		Intuitive plain text, multi-language LCD keypad for rapid set-up and superior diagnostics maximizes machine up-time. Novel clipless fit provides easy removal				Opt			
Remote keypad		All the features of the CI-Keypad LCD, but remote mountable. This allows flexible mounting on the outside of a panel		Opt	Opt	Opt	Opt	Opt	Opt
KI-Keypad		Advanced plain text, multi-language LCD keypad for in depth parameter and data descriptions, for enhanced user experience.					Opt	Opt	Opt
KI-Keypad RTC		All the features of the KI-Keypad, but with battery operated real-time clock, allowing accurate time stamping of diagnostics and aiding quick resolution					Opt	Opt	Opt



Unidrive M Connect commissioning tool

Based on Control Techniques' 25 years experience, Unidrive M Connect is our latest drive configuration tool for commissioning, optimizing and monitoring drive/system performance. Its development draws from extensive user research, using human centred design principals to give the ultimate user experience:

- Fast task based commissioning and easy maintenance of the Unidrive M family is simplified via familiar Windows interface
- Intuitive graphical tools enhance and simplify user experience
- For experienced users, dynamic drive logic diagrams and enhanced searchable listings are present
- Drive and motor performance can be optimized with minimal specialized drive knowledge
- Tool is scalable to match application requirements
- Supports the import of Unidrive SP parameter files and allows full drive cloning (i.e. parameter sets and application program)
- Multiple simultaneous comms channels for a more complete overview of the system

- Drive discovery gives the ability to find drives on a network automatically without the user having to specify their addresses
- Automatic RTU baud rate scanning on the Unidrive M drives which have a 485 connection

Unidrive M's portable memory devices

Smartcard

The optional Smartcard memory device can be used to back-up parameter sets and basic PLC programs, as well as copying them from one drive to another. It also allows:

- Simplified drive maintenance and commissioning
- Quick set-up for sequential build of machines
- Machine upgrades to be stored on a Smartcard and sent to the customer for installation

SD card

Unidrive M uses popular SD cards for quick and easy parameter and program storage using an adaptor, allowing them to fit in the drive Smartcard slot. SD cards provide a huge memory capability allowing a complete system reload if required, and can be easily pre-programmed on a common PC.

Unidrive M frame sizes and ratings



Frame size		1	2	3 (M100 to M400)	4 (M100 to M400)
Frame sizes available	M100	•	•	•	•
	M200, M300	•	•	•	•
	M400	•	•	•	•
	M600, M700, M800				
Dimensions (H x W x D)	mm	139 x 75 x 130	180 x 75 x 150	200 x 90 x 160	245 x 115 x 175
	in	5.5 x 3.0 x 5.1	7.1 x 3.0 x 5.9	7.9 x 3.5 x 6.3	9.7 x 4.5 x 6.9
Max Continuous Heavy Duty kW Rating	@ 100 V	0.25 kW - 0.37 kW (0.33 hp - 0.5 hp)	0.75 kW - 1.1 kW (1.0 hp - 1.5 hp)		
	@ 200 V	0.25 kW - 0.75 kW (0.33 hp - 1 hp)	0.37 kW - 1.5 kW (0.5 hp - 2 hp)	2.2 kW (3 hp)	3 kW - 4 kW (4 - 5 hp)
	@ 400 V	N/A	0.37 kW - 1.5 kW (0.5 hp - 2 hp)	2.2 kW - 4 kW (3 hp - 5 hp)	5.5 kW - 7.5 kW (7.5 hp - 10 hp)
	@ 575 V	N/A			
	@ 690 V				

Notes:

Modular ratings up to 1.2 MW through parallel connected drives



3 (M600 to M800)	4 (M600 to M800)	5	6	7	8	9
		•	•			
		•	•	•	•	•
•	•	•	•	•	•	•
379 x 83 x 200	379 x 123.5 x 200	379x 141x 200	379 x 210 x 227	548 x 270 x 280	785 x 310 x 290	940 x 310 x 290
14.9 x 3.3 x 7.9	14.9 x 4.9 x 7.9	14.9 x 5.6 x 7.9	14.9 x 8.3 x 8.9	21.6 x 10.6 x 11.0	30.9 x 12.2 x 11.4	37.0 x 12.2 x 11.4
N/A						
0.75 kW - 2.2 kW (1 hp - 3 hp)	3 kW - 4 kW (3 hp - 5 hp)	5.5 kW (7.5 hp)	7.5 kW - 11 kW (10 hp - 15 hp)	15 kW - 22 kW (20 hp - 30 hp)	30 kW - 37 kW (40 hp - 50 hp)	45 kW - 55 kW (60 hp - 75 hp)
0.75 kW - 4 kW (1 hp - 5 hp)	5.5 kW - 7.5 kW (10 hp)	11 kW - 15 kW (20 hp - 25 hp)	18.5 kW - 22 kW (30 hp)	30 kW - 45 kW (50 hp - 75 hp)	55 kW - 75 kW (100 hp - 125 hp)	90 kW - 110 kW (150 hp)
		1.5 kW - 4 kW (2 hp - 5 hp)	5.5 kW - 22 kW (7.5 hp - 30 hp)	30 kW - 37 kW (40 hp - 50 hp)	45 kW - 55 kW (60 hp - 75 hp)	75 kW - 90 kW (100 hp - 125 hp)
N/A				15 kW - 45 kW (20 hp - 60 hp)	55 kW - 75 kW (75 hp - 100 hp)	90 kW - 110 kW (125 hp - 150 hp)

Unidrive M Frame Sizes and Ratings



Frame size		10	10	11	11
Frame sizes available	M100				
	M200, M300				
	M400				
	M600, M700, M800	•	•	•	•
Dimensions (H x W x D)	mm	1054 x 310 x 290	400 x 310 x 290	1410 x 310 x 290	570 x 310 x 290
			730 x 310 x 290		880 x 310 x 290
	in	41.5 x 12.2 x 11.4	15.8 x 12.2 x 11.4	55.5 x 12.2 x 11.4	22.4 x 12.2 x 13.9
			28.7 x 12.2 x 11.4		34.7 x 12.2 x 11.4
Max Continuous Heavy Duty kW Rating	@ 200 V	45 kW - 90 kW (60 hp - 125 hp)	45 kW - 90 kW (60 hp - 125 hp)	N/A	
	@ 400 V	90 kW - 160 kW (125 hp - 250 hp)	90 kW - 160 kW (125 hp - 250 hp)	185 kW - 250 kW (300 hp - 400 hp)	185 kW - 250 kW (300 hp - 400 hp)
	@ 575 V	75 kW - 132 kW (100 hp - 200 hp)	75 kW - 132 kW (100 hp - 200 hp)	150 kW - 225 kW (200 hp - 300 hp)	150 kW - 225 kW (200 hp - 300 hp)
	@ 690 V	90 kW - 160 kW (125 hp - 200 hp)	90 kW - 160 kW (125 hp - 200 hp)	185 kW - 250 kW (250 hp - 300 hp)	185 kW - 250 kW (250 hp - 300 hp)

Notes:

Modular ratings up to 1.2 MW through parallel connected drives

Dimensions include mounting brackets but line chokes not included



Automotive assembly plant

Unidrive M feature and specification table

Feature		Unidrive						
		M100	M200	M300	M400	M600	M700	M800
Maximum Heavy Duty Ratings	Motor shaft power (kW)	7.5	22	22	110	1200	1200	1200
	Motor shaft power (hp)	10	30	30	150	1600	1600	1600
	Continuous current (A)	17	47	47	224	2286	2286	2286
Maximum Normal Duty Ratings	Motor shaft power (kW)	N/A	30	30	132	1500	1500	1500
	Motor shaft power (hp)	N/A	40	40	200	2000	2000	2000
	Continuous current (A)	N/A	63	63	266	2786	2786	2786
Voltage rating	100 V (100 V - 120 V ± 10%)	•	•	•	•			
	200 V (200 V - 240 V ± 10%)	•	•	•	•	•	•	•
	400 V (380 V - 480 V ± 10%)	•	•	•	•	•	•	•
	575 V (500 V - 575 V ± 10%)		•	•	•	•	•	•
	690 V (500 V - 690 V ± 10%)		•	•	•	•	•	•
Performance	Current loop update	166 μs				62 μs		
	Heavy Duty peak rating	180 % (3s)				200 % (3s)		
	Maximum output frequency*	550 Hz						
	Switching frequency range	0.67, 1, 2, 3, 4, 6, 8, 12, 16 kHz - 3 kHz default				2, 3, 4, 6, 8, 12, 16 kHz - 3 kHz default		
	High performance current controllers						•	•
Control modes	Open loop vector or V/Hz induction motor control	•	•	•	•	•	•	•
	Open loop Rotor Flux Control for induction motors (RFC-A)		•	•	•	•	•	•
	Open loop permanent magnet motor control (RFC-S)					•	•	•
	Closed loop Rotor Flux Control for induction motors (RFC-A)					Opt	•	•
	Closed loop permanent magnet motor control (RFC-S)						•	•
	Active Front End (AFE) power quality convertor					•	•	•
Onboard intelligence	Programmable Logic Control (PLC)				•	•	•	•
	Real-time tasks				•	•	•	•
	Digital lock control					•	•	•
	Advanced Motion Controller						•	•
	Machine Controller							•
	Enhanced Machine Controller							M810

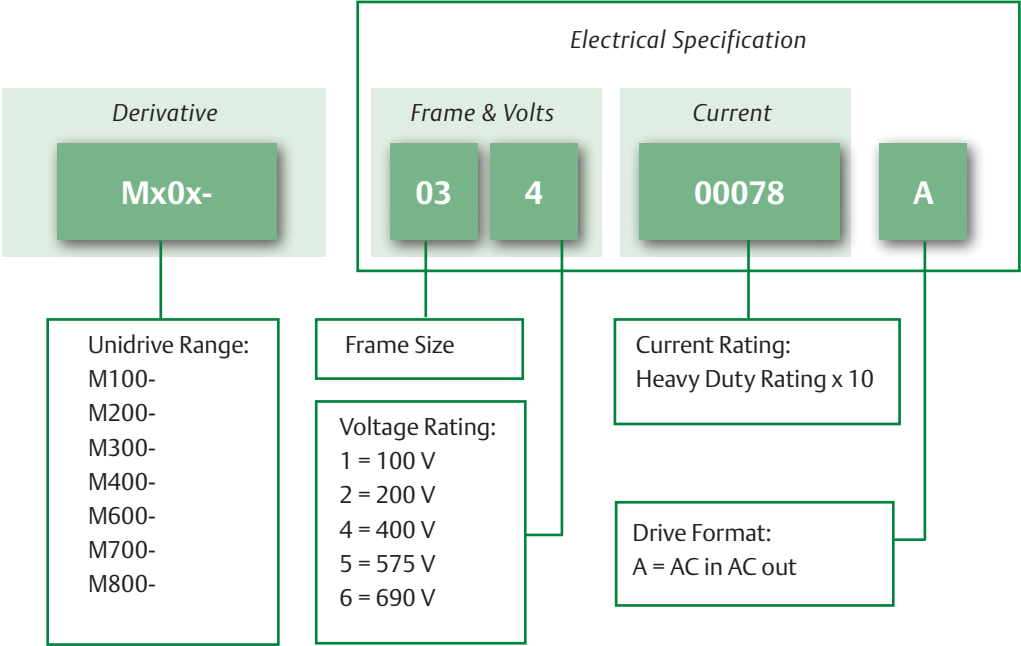
For full drive voltage and current ratings, please refer to the individual Unidrive M model brochure, or contact your local Drive Center or distributor for details

*Higher output frequencies are optionally available. Please contact your local Drive Center or distributor for details

Feature		Unidrive						
		M100	M200	M300	M400	M600	M700	M800
Onboard comms	RS485					•	M701	
	Ethernet (2 switched ports)						•	•
	Ethernet (2 x 2 switched ports)							M810
Drive status	Status LED				•	•	•	•
Keypad	Fixed LED	•	•	•				
	Fixed speed reference potentiometer	M101	M201					
	Remote mountable LCD (RS485 port adaptor required)		Opt	Opt	Opt	Opt	Opt	Opt
	Removable plain text LCD				Opt	Opt	Opt	Opt
	Removable plain text LCD with real-time clock					Opt	Opt	Opt
SI module slots	0	•						
	1		•	•	•			
	2							•
	3					•	•	
Options	SD card/24 V back-up adaptor	•	•	•	•			
	RS485 comms adaptor		•	•	•			
	Communications (SI-PROFIBUS, SI-DeviceNet, SI-CANopen, SI-EtherCAT)		•	•	•	•	•	•
	SI-Ethernet		•	•	•	•	•	•
	Additional I/O (SI-I/O)		•	•	•	•	•	•
	Position feedback (SI-Encoder)					•	•	•
	SI-Applications (Uni SP SYPT option)						•	
	Machine controller (MCi200 and MCi210)						•	•
	Safe Motion (SI-Safety)			•	•	•	•	•
Mechanical attributes	Tile mounting					Frame sizes 3,4,5		
	DIN rail mounting on frame sizes 1 and 2	•	•	•	•			
	Mechanical retrofit capabilities	Commander SK compatible mechanical footprint either as standard or with conversion plates				Unidrive SP compatible mechanical footprint either as standard or with conversion plates		
	Common DC bus connections					Frame sizes 3,4,5,6		

Feature		Unidrive						
		M100	M200	M300	M400	M600	M700	M800
Parameter back-up	Serial/Ethernet port cloning (using AI-485 Adaptor on M200, M300 & M400)		Opt	Opt	Opt	•	•	•
	SD card and adaptor	Opt	Opt	Opt	Opt	Opt	Opt	Opt
	Smartcard reader support					•	•	•
	Electronic motor nameplate parameter storage (EnDat, HIPERFACE, BISS encoders)						•	•
Feedback	Encoder Input 1				•	Opt	•	•
	Encoder Input 2						•	•
	Simulated encoder output						•	•
Onboard I/O	Analog Inputs/Outputs	1/0	2/1	2/1	2/2	3/2	3/2 M702: 0/0	0/0
	Digital Inputs/Outputs/Bidirectional Inputs or Outputs	3/0/1	4/0/1	4/0/1	5/0/2	4/1/3	4/1/3 M702: 3/3/0	3/3/0
	Relay Output	1	1 (Frame sizes 1 to 4) 2 (Frame sizes 5 and above)			1	1	1
Onboard safety	1 x STO terminal					•	•	
	2 x STO terminals			•	•		M702	•
	Advanced safety							Future option
Power and motor control	Stationary autotune for permanent magnet motors					•	•	•
	Mechanical load resonance compensation						•	•
	Wide operating range back-up DC supply					•	•	•
	24 V control back-up	Opt	Opt	Opt	Opt	•	•	•
Other	Fan operation	Temperature controlled with standby (off)				Temperature controlled with user adjustable speed limit		
	User replaceable fan(s) in situ	•	•	•	•	•	•	•
	Ingress rating	IP20 / NEMA1 / UL open class				IP20 / NEMA1 / UL TYPE 1 * *UL open class as standard, additional kit needed to achieve Type 1 IP65 / NEMA4 / UL TYPE 12 rating is achieved on the rear of the drive when through panel mounted		
	Conformal coating	•	•	•	•	•	•	•
	Heatsink mounted braking resistor support (up to frame size 5)					•	•	•
	Standby mode (energy saving)	•	•	•	•	•	•	•

Unidrive M Range - Identification



For a full list of patents and patent applications, visit www.controltechniques.com/patents.

CONTROL TECHNIQUES DRIVE & APPLICATION CENTERS

AUSTRALIA

Melbourne Application Center
T: +613 973 81777
controltechniques.au@emerson.com

Sydney Drive Center
T: +61 2 9838 7222
controltechniques.au@emerson.com

AUSTRIA

Linz Drive Center
T: +43 7229 789480
controltechniques.at@emerson.com

BELGIUM

Brussels Drive Center
T: +32 1574 0700
controltechniques.be@emerson.com

BRAZIL

Sorocaba Drive Center
T: +55 15 3413 8169
vendasbrasil.cta@emerson.com

CANADA

Toronto Application Center
T: +1 905 948 3402
controltechniques.ca@emerson.com

Calgary Drive Center
T: +1 403 253 8738
controltechniques.ca@emerson.com

CHILE

Santiago Application Center
T: +56 9 7708 9470
saleschile.cta@emerson.com

CHINA

Shanghai Drive Center
T: +86 21 3418 3888
controltechniques.cn@emerson.com

Shenzhen Application Center
T: +86 755 8618 7287
controltechniques.cn@emerson.com

CZECH REPUBLIC

Brno Drive Center
T: +420 511 180111
controltechniques.cz@emerson.com

DENMARK

Copenhagen Drive Center
T: +45 4369 6100
controltechniques.dk@emerson.com

FRANCE*

Angoulême Drive Center
T: +33 5 4564 5454
controltechniques.fr@emerson.com

GERMANY

Bonn Drive Center
T: +49 2242 8770
controltechniques.de@emerson.com

Chemnitz Drive Center
T: +49 3722 52030
controltechniques.de@emerson.com

Darmstadt Drive Center
T: +49 6251 17700
controltechniques.de@emerson.com

GREECE*

Athens Application Center
T: +0030 210 57 86086/088
controltechniques.gr@emerson.com

HOLLAND

Rotterdam Drive Center
T: +31 184 420555
controltechniques.nl@emerson.com

INDIA

Chennai Drive Center
T: +91 44 2496 1123/1130/1083
T: +91 44 6691 8400
controltechniques.in@emerson.com

IRELAND

Newbridge Drive Center
T: +353 45 448200
controltechniques.ie@emerson.com

ITALY

Milan Drive Center
T: +39 02575 751
controltechniques.it@emerson.com

Vicenza Drive Center
T: +39 0444 933400
controltechniques.it@emerson.com

KOREA

Seoul Application Center
T: +82 2 3483 1605
controltechniques.kr@emerson.com

MALAYSIA

Kuala Lumpur Drive Center
T: +603 5634 9776
controltechniques.my@emerson.com

MEXICO

Mexico City Application Center
T: +52 155 3333 6666
salesmexico.cta@emerson.com

POLAND

Warsaw Application Center
T: +48 22 45 89 200
controltechniques.pl@emerson.com

REPUBLIC OF SOUTH AFRICA

Johannesburg Drive Center
T: +27 11 462 1740
controltechniques.za@emerson.com

Cape Town Application Center
T: +27 21 556 0245
controltechniques.za@emerson.com

RUSSIA

Moscow Application Center
T: +7 495 981 9811
controltechniques.ru@emerson.com

SINGAPORE

Singapore Drive Center
T: +65 6891 7600
controltechniques.sg@emerson.com

SLOVAKIA EMERSON A.S

T: +421 32 7700 369
controltechniques.sk@emerson.com

SPAIN

Barcelona Drive Center
T: +34 93 680 1661
controltechniques.es@emerson.com

Bilbao Drive Center
T: +34 94 620 3646
controltechniques.es@emerson.com

Madrid Application Center
T: +34 91 490 21 05
controltechniques.es@emerson.com

Valencia Drive Center
T: +34 96 154 2900
controltechniques.es@emerson.com

SWEDEN*

Stockholm Application Center
T: +468 554 241 00
controltechniques.se@emerson.com

SWITZERLAND

Zurich Drive Center
T: +41 56 201 4242
controltechniques.ch@emerson.com

Lausanne Application Center
T: +41 21 637 7070
controltechniques.fr.ch@emerson.com

TAIWAN

Taipei Application Center
T: +886 2 8161 7695
controltechniques.tw@emerson.com

THAILAND

Bangkok Drive Center
T: +66 2 962 2099
controltechniques.th@emerson.com

TURKEY

Istanbul Drive Center
T: +90 216 4182420
controltechniques.tr@emerson.com

UAE*

Emerson FZE
T: +971 4 8118100
ct.dubai@emerson.com

UNITED KINGDOM

Telford Drive Center
T: +44 1952 213700
controltechniques.uk@emerson.com

USA

Charlotte Application Center
T: +1 800 893 2321
controltechniques.us@emerson.com

Cleveland Drive Center
T: +1 216 901 2400
controltechniques.us@emerson.com

Detroit Application Center
T: +1 248 882 2652
controltechniques.us@emerson.com

Minneapolis Drive Center
Americas Headquarters
T: +1 952 995 8000
controltechniques.us@emerson.com

Portland Drive Center
T: +1 503 266 2094
controltechniques.us@emerson.com

Providence Application Center
T: +1 401 392 4256
controltechniques.us@emerson.com

LATIN AMERICA

Miami Application Center
T: +1 954 846 5082
saleslatinam.cta@emerson.com



The Emerson logo is a trademark and a service mark of Emerson Electric Co. ©2012 Emerson Electric Co.

DRIVING THE WORLD...

CONTROL TECHNIQUES DISTRIBUTORS

ARGENTINA

Euro Techniques SA
T: +54 11 4331 7820
eurotech@eurotechsa.com.ar

BAHRAIN

Emerson FZE
T: +971 4 8118100
ct.bahrain@emerson.com

BULGARIA

BLS - Automation Ltd
T: +359 32 630 707
info@blsaautomation.com

COLOMBIA

Sistronic SAS
T: +57 2 555 6000
luis.alvarez@sistronic.com.co

Redes Electricas S.A.
T: +57 1 364 7000
alvaro.rodriquez@redeselectricas.com

Quimel Colombia S.A.
T: +57 1 547 5215
gerencia@quimelco.com

CROATIA

Zigg-Pro d.o.o.
T: +385 1 3463 000
zigg-pro@zg.htnet.hr

CYPRUS

Acme Industrial Electronic Services Ltd
T: +3572 5 332181
acme@cytanet.com.cy

DOMINICAN REPUBLIC

Puradom S.A.
T: +1 809 565 9599
franco@puradom.com

EGYPT

Samiram
T: +202 29703868/
+202 29703869
samiramz@samiram.com

EL SALVADOR

Servieletric Industrial S.A. de C.V.
T: +503 2278 1280
aeorellana@gruposervieletric.com

ECUADOR

Velteck Cia. Ltda.
T: +59 3 2326 4623
vacosta@velteck.com.ec

FINLAND

SKS Control
T: +358 207 6461
control@sksf.fi

GUATEMALA

MICE S.A.
T: +502 5510 2093
cesar.espana@miceautomation.com

HUNGARY

Control-VH Kft
T: +361 431 1160
info@controlvh.hu

ICELAND

Samey ehf
T: +354 510 5200
samey@samey.is

INDONESIA

PT. Apikon Indonesia
T: +65 6891 7600
controltechniques.sg@emerson.com

PT. Yusa Esa Sempurna Sejahtera
T: +65 6891 7600
controltechniques.sg@emerson.com

ISRAEL

Dor Drives Systems Ltd
T: +972 3900 7595
info@dor1.co.il

KENYA

Kassam & Bros Co. Ltd
T: +254 2 556 418
kassambros@africaonline.co.ke

KUWAIT

Emerson FZE
T: +971 4 8118100
ct.kuwait@emerson.com

LATVIA

EMT
T: +371 760 2026
janis@emt.lv

LEBANON

Black Box Automation & Control
T: +961 1 443773
info@blackboxcontrol.com

LITHUANIA

Elinta UAB
T: +370 37 351 987
sales@elinta.lt

MALTA

Mekanika Limited
T: +35621 442 039
mfranca@gasan.com

MOROCCO

Cietec
T: +212 22 354948
cietec@cietec.ma

NEW ZEALAND

Advanced Motor Control. Ph.
T: +64 (0) 274 363 067
info.au@controltechniques.com

PERU

Intech S.A.
T: +51 1 348 5858
ventas@intech-sa.com

Tecno Ingeniería Industrial SAC
T: +51 1 445 3608
jforero@tecnoing.com

PHILIPPINES

Control Techniques Singapore Pte. Ltd.
T: +65 68917600
controltechniques.sg@emerson.com

POLAND

APATOR CONTROL Sp. z o.o.
T: +48 56 654 4900
info@acontrol.com.pl

PORTUGAL

Harker Sumner S.A.
T: +351 22 947 8090
drives.automation@harker.pt

PUERTO RICO

Motion Industries Inc.
T: +1 787 251 1550
roberto.diaz@motion-ind.com
Control Associates of Puerto Rico LLC
T: +1 (787) 783 9200
pr-sales@control-associates.com

QATAR

Emerson FZE
T: +971 4 8118100
ct.qatar@emerson.com

ROMANIA

C.I.T. Automatizari
T: +40212550543
office@citautomatizari.ro

SAUDI ARABIA

A. Abunayyan Electric Corp.
T: +9661 477 9111
aec-salesmarketing@abunayyanguroup.com

SERBIA & MONTENEGRO

Master Inzenjering d.o.o.
T: +381 24 525 235
office@masterinzenjering.rs

SLOVENIA

PS Logatec
T: +386 1 750 8510
ps-log@ps-log.si

URUGUAY

SECOIN S.A.
T: +5982 2093815
jose.barron@secoin.com.uy

VENEZUELA

Digimex Sistemas C.A.
T: +58 243 551 1634
digimex@digimex.com.ve

VIETNAM

Nguyen Duc Thinh Technology & Trading Co. Ltd.
T: +84 8 3916 5601
infotech@nducthinh.com.vn

* Operated by sister company



© Control Techniques 2012. The information contained in this brochure is for guidance only and does not form part of any contract. The accuracy cannot be guaranteed as Control Techniques have an ongoing process of development and reserve the right to change the specification of their products without notice.